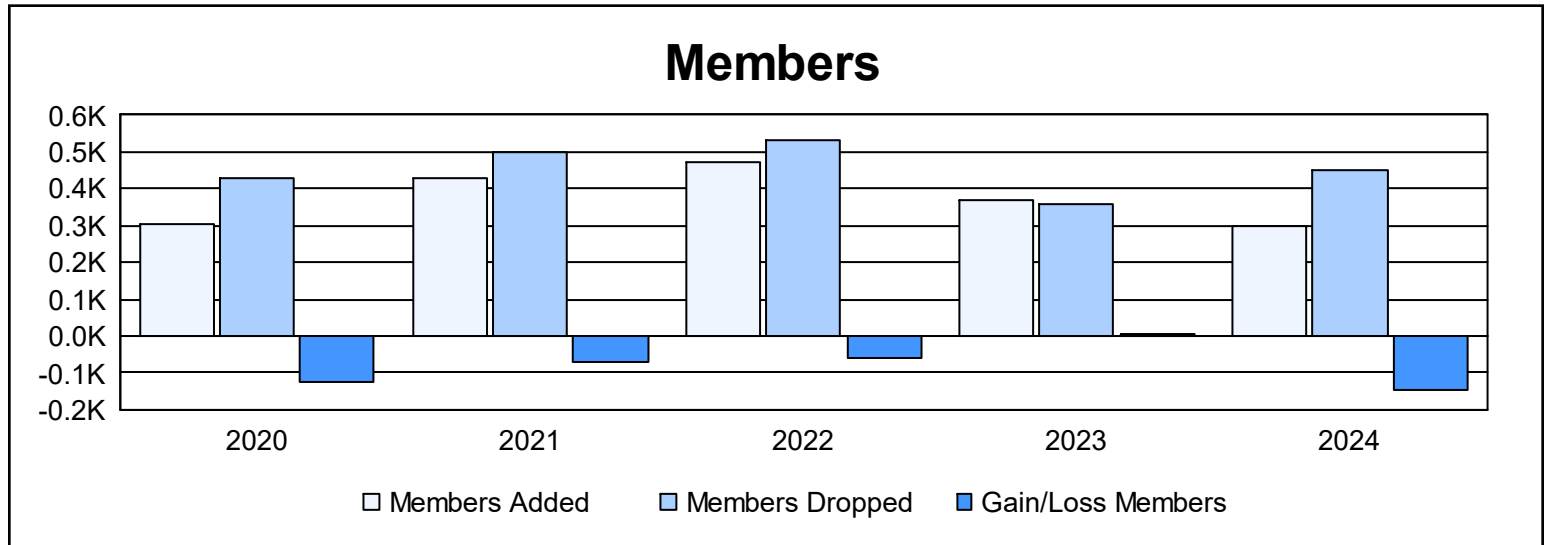
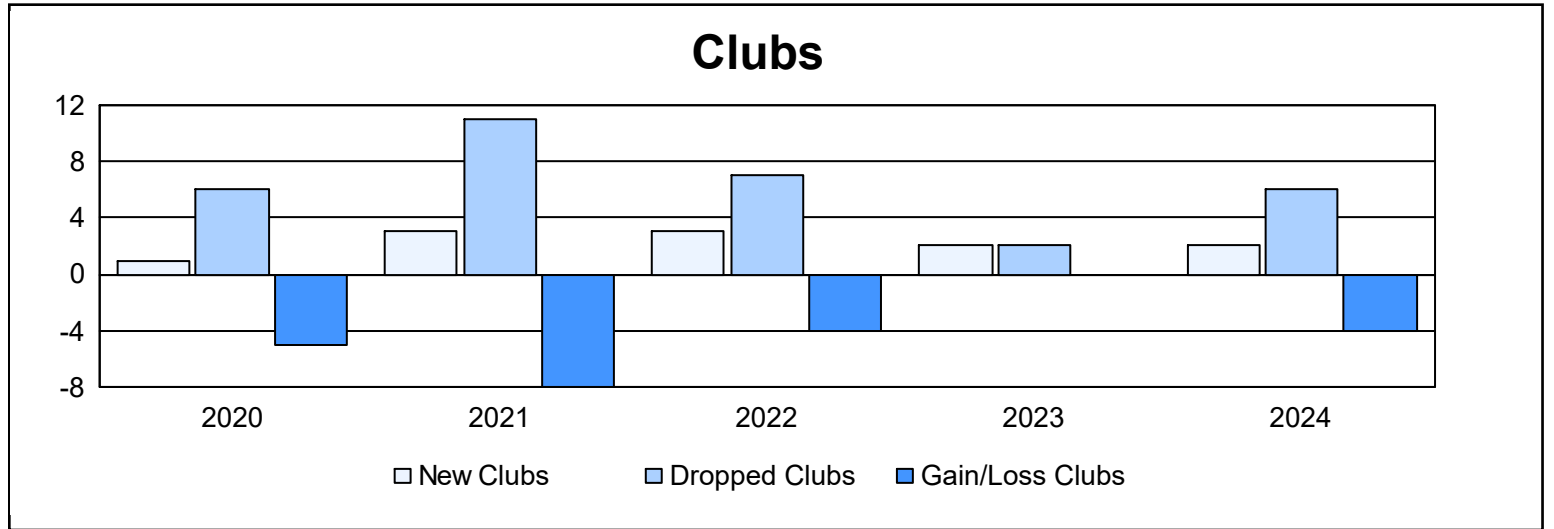
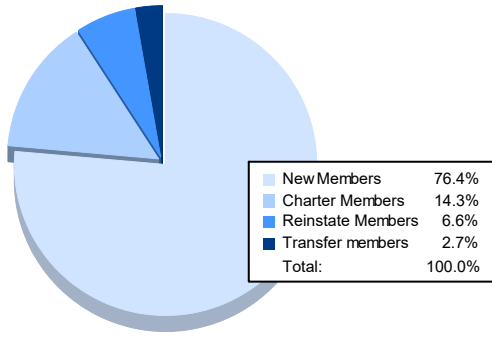


Year	New Clubs	Dropped Clubs	Gain/ Loss Clubs	New Members	Charter Members	Reinstate Members	Transfer Members	Total Member Added	Total Members Dropped	Gain/ Loss Members
2019-2020	1	6	-5	256	28	9	12	305	429	-124
2020-2021	3	11	-8	293	83	26	25	427	500	-73
2021-2022	3	7	-4	333	108	18	13	472	532	-60
2022-2023	2	2	0	320	38	5	4	367	360	7
2023-2024	2	6	-4	230	43	20	8	301	450	-149
<b>Average</b>	<b>2</b>	<b>6</b>	<b>-4</b>	<b>286</b>	<b>60</b>	<b>16</b>	<b>12</b>	<b>374</b>	<b>454</b>	<b>-80</b>



### Membership Composition June 2024 Cumulative



### Gender Composition June 2024 Cumulative

